




# Parent's Guide 2024

[WWW.CAMPEAGLEHILL.COM](http://WWW.CAMPEAGLEHILL.COM) | [SUMMER@CAMPEAGLEHILL.COM](mailto:SUMMER@CAMPEAGLEHILL.COM)  
SUMMER 518-537-4000 | WINTER 914-725-4876



## KEY

This sign indicates an especially **Important Fact!**



This sign indicates an especially **Important Policy!**



## CONTENTS

Dear Parents .....	2
Dates and Contacts .....	3
Transportation.....	4 – 5
Clothing and Apparel Notes.....	6 – 7
Medical Information .....	8
Communications .....	9-10
Electronics .....	11
Miscellaneous Stuff .....	12
Day and Overnight Trips .....	13
Talking to Your Kids About Camp.....	14
We Are Available to Help You .....	15

## CHECKLIST

Forms need to be submitted electronically. Please refer to the Camper Forms page on our website to see directions for submitting forms into your family's **CampSite** profile.

# For Our Camp Families

*All of the preparations have been made to ensure a great summer for your child. We now await the passage of time until the start of camp.... Our best wishes for a most pleasant summer for all....*

*Jesse*



This handbook is meant to serve as a helpful guide for preparing you for the upcoming summer. By following the handbook's instructions, tips and guidelines, we hope that you will find getting ready for camp quite simple.

We have devoted quite a lot of resources into developing this guide and have gone to great lengths to cover all the necessary information you will need in preparing for camp. Please be sure to read through it completely, taking special note to the areas designated with signs calling for more careful attention.

If you have any questions or concerns, please do not hesitate to contact us. We are here to help. Please note that this guide, as well as all of the related forms and documents, are also posted in the "Current Families" section of our website at [www.campeaglehill.com](http://www.campeaglehill.com).

If you are a returning camp family, please take note of any changes that have taken place since last year. These sections are noted throughout the guide with a star containing the word "New".

Once again, we want to thank you for your confidence and for choosing Camp Eagle Hill. We are looking forward to another great summer in the Berkshires!

Our warmest regards to everyone! Be well....

*The Scherer Family*

<

# Dates and Contacts

## DATES

The following sessions and dates will be in effect this summer and are provided as a reminder of our start and end dates for these sessions. We will be sending out e-mailis during the summer to remind you of the start and end of your child(ren)’s stay with us at camp.

Session A	June 27 – August 3
Session B	June 27 – July 20
Session C1	June 27 – July 13
Session C2	July 20 - August 3

Other important dates to keep a note of are:

**June 1st** - Tuition Payments due/apparel orders due

**June 1st** — Medical Forms Due/All Camp Forms due



## CONTACTS

**Please Note:** Our “winter office” will be moving to camp itself on Sunday, June 16. Any payments mailed on June 10 or after, should be mailed directly to the summer office (at camp itself).

### WINTER ADDRESS

33 Barclay Rd  
Scarsdale, NY 10583

p. 914-725-4876

summer@campeaglehill.com  
www.campeaglehill.com

### SUMMER ADDRESS

PO Box 12  
Elizaville, NY 12523

p. 518-537-4000





# Transportation

## BUS LOCATION

We have arranged for motorcoach transportation from the New York area at the following location:

**STEW LEONARD's, 1 Stew Leonard Drive, YONKERS, NEW YORK** our meeting spot will be the Northeast Corner of the Parking Lot. **Departure at 10 a.m.**

## DIRECTIONS TO BUS

**From the South:** Take the New York State Thruway North and exit at the STEW LEONARD DRIVE exit. Go straight and make a left turn onto Stew Leonard Drive (which will take you over the New York State Thruway). Follow this road up the hill past Home Depot and Costco on your right side. Stew Leonard's will be at the top of the hill.

**From the North:** (From White Plains, New York) Take I-287 West. Take the I-87 S exit on the right towards NEW YORK. Merge onto NEW YORK STATE THRWY SOUTH Take the STEW LEONARD DRIVE exit—exit number 6A. Turn RIGHT onto STEW LEONARD DRIVE Stew Leonard's is located at the top of the hill.

## BUS PROCEDURES

Please be aware of the following bus "pickup" procedures:

1. We will be leaving promptly at the above listed time.
2. Other camps may have buses at the same pickup location, so please make certain that you are placing your child/children onto the proper bus. Our buses will be chaperoned by Eagle Hill staff members wearing Staff T-shirts.
3. We ask that all camp parents provide supervision and care for their child(ren) at our pickup location prior to the actual departure of the buses.



## TRANSPORTATION OPTION

For those campers starting camp on June 27th, you will be able to elect a method of transporting your child/ children to camp on this date. For children going home on July 13th, we will be asking parents to pick up their kids at camp by car. We will have bus transportation to Yonkers from camp and transportation to camp by bus on July 20th. More details will be shared with families by e-mail.

## LUGGAGE OPTIONS

Please note that only small carry-on items may be transported to camp on the buses. For larger items, we suggest that you consider two ways of getting your child's luggage to camp prior to June 27th.

1. Drive the luggage up to camp during the week before camp starts
2. Use UPS

# Driving Directions to Camp

## FROM LONG ISLAND

- WHITESTONE BRIDGE
- Take the HUTCHINSON PKWY NORTH
- HUTCHINSON PKWY travels straight into Rt 684 NORTH Continue on Rt 684 to Rt 84 W toward NEWBURGH
- Take the TACONIC STATE PKWY NORTH
- Take the JACKSON CORNERS Road Exit
- Turn LEFT onto CR-2/JACKSON CORNERS Road
- Travel on JACKSON CORNERS Road for 4.5 Miles
- Turn RIGHT at fork onto CR-19
- Turn RIGHT onto White Oak Road

## FROM MANHATTAN

- WEST SIDE HIGHWAY NORTH
- Take the HENRY HUDSON PKWY NORTH
- Take the SAW MILL RIVER PKWY NORTH
- Take the TACONIC STATE PKWY NORTH
- Take the JACKSON CORNERS Road Exit
- Turn LEFT onto CR-2/JACKSON CORNERS Road
- Travel on JACKSON CORNERS Road for 4.5 Miles
- Turn RIGHT at fork onto CR-19
- Turn RIGHT onto White Oak Road

## FROM NEW JERSEY

- GARDEN STATE PARKWAY NORTH
- Merge onto I-87 N/NYS THRUWAY NORTH
- Exit Rt 84 E towards DANBURY, CT and go over the Newburgh Beacon Bridge.
- Continue on Rt 84 to the TACONIC STATE PKWY NORTH Take the JACKSON CORNERS Road Exit
- Turn LEFT onto CR-2/JACKSON CORNERS Road
- Travel on JACKSON CORNERS Road for 4.5 Miles
- Turn RIGHT at fork onto CR-19
- Turn RIGHT onto White Oak Road

## FROM ALBANY

- I-90 E (towards BOSTON)
- Exit onto TACONIC STATE PKWY SOUTH
- Take the JACKSON CORNERS Road Exit
- Turn RIGHT onto CR-2/JACKSON CORNERS Road Travel on JACKSON CORNERS Road for 4.5 Miles
- Turn RIGHT at fork onto CR-19
- Turn RIGHT onto White Oak Road

## FROM BOSTON


- I-90 W (Crossing into NY).
- Exit onto TACONIC STATE PKWY SOUTH
- Take the JACKSON CORNERS Road Exit
- Turn RIGHT onto CR-2/JACKSON CORNERS Road Travel on JACKSON CORNERS Road for 4.5 Miles
- Turn RIGHT at fork onto CR-19
- Turn RIGHT onto White Oak Road

# Clothing and Apparel

## LAUNDRY

The Clothing List below should serve as a **guide** for selecting clothing for camp. As Camp laundry is done once each week, a ten day supply of clothing (*for all camp sessions*) will help to ensure that your child has enough clothing to wear prior to the return of clean clothing to your child's group. Sending a few extra pairs of socks and underwear is a good idea.

**NOTE: Due to limited storage space we ask that you pack in soft duffel bags and avoid using hard trunks.**



## PURCHASING APPAREL

A Camp Eagle Hill apparel and supplies catalogue is available on line at [www.bunkline.com](http://www.bunkline.com) and may be used to order on-line 2 required camp T-shirts.

All purchases of apparel or supplies are optional and orders should be made directly through "The BunkLine Outfitter", our official Camp Outfitter. For international campers, you can arrange for shipments to be made directly to the camp. You can direct any questions or concerns directly to The BunkLine Outfitter. Their phone number is 1-856-751-4544



## INTERNATIONAL CAMPERS

For international campers, we will provide linens, blankets, pillows, and towels. We understand the limitations of traveling with excessive luggage from overseas. Therefore, we provide same day laundry service for international campers.

**NOTE: In order to ensure on time receipt of your apparel, it is essential that you place your orders early. The order deadline is June 1.**



# Eagle Hill Clothing List (For All Sessions)



The red box indicates **required** item to bring to camp.

**BE SURE TO LABEL ALL ITEMS WITH YOUR CHILD(REN)'S NAME**



## DO NOT SEND TO CAMP

- Plug-in Fans
- Food, Soda, Cup-A-Soup, Gum and Snacks
- Water Guns
- Glass Containers
- Pocket Knives
- Handheld Electronic Games
- Chairs (lawn, beach, bean bag, etc.)
- TVs, DVD Players
- Portable Storage Units
- Expensive Items
- Extension Cords
- iPads/Tablets, Laptops
- **A Cell Phone That Doubles as a Camera or Music Device**—Instead... *Please* send a separate camera and separate music device. All cell phones will be collected and stored in the camp office.

## GENERAL ITEMS

- ☐ 3 Long Sleeve Shirts
- ☐ 3 Sweaters/Sweatshirts
- ☐ 3 Sweatpants
- ☐ 3 Pairs of Jeans/Leggings
- ☐ 3 Pairs Pajamas
- ☐ 14 T-Shirts
- ☐ 16 Underwear
- ☐ 16 Pairs of Socks
- ☐ 10 Pairs of Shorts
- ☐ 4 Swimsuits
- ☐ 2 White T-Shirts (for tie dying)
- ☐ 1 Light Jacket

## BEDDING

- ☐ 1 Laundry Bag
- ☐ 2 Blankets (or 1 quilt)
- ☐ 6 Towels
- ☐ 2 Fitted Cot Sheets
- ☐ 2 Flat Cot Sheets
- ☐ 2 Pillow Cases
- ☐ 1 Pillow

## REQUIRED ITEMS

- ☐ **2 Red Eagle Hill T-Shirts**
- ☐ **1 Water Bottle**

## TOILETRIES

- ☐ Drinking Cup
- ☐ Toothbrush
- ☐ Toothpaste
- ☐ Dental Floss
- ☐ Shower Caddy
- ☐ Soap
- ☐ Soap Dish
- ☐ Deodorant
- ☐ Shampoo
- ☐ Nail Clipper
- ☐ Comb/Hairbrush

## SHOES

- ☐ 1 Pair of Sandals
- ☐ 2 Pairs of Sneakers
- ☐ 1 Pair of Rain Boots

## EQUIPMENT

- ☐ Baseball Glove
- ☐ Shin Guards
- ☐ Soccer Socks
- ☐ Sleeping Bag
- ☐ Tennis Racket

## MISCELLANEOUS

- ☐ Second Pair of Glasses
- ☐ Contact Lenses
- ☐ Costumes (optional)
- ☐ Camera (optional)
- ☐ 2 Belts
- ☐ 1 Hat or Cap
- ☐ Sunglasses
- ☐ Books/Games
- ☐ Flashlight/Batteries
- ☐ Stamps/Postcards
- ☐ Pens/Pencils
- ☐ Paper/Envelopes
- ☐ Tissues
- ☐ Swim Goggles
- ☐ Fishing Gear
- ☐ Bug Spray\*
- ☐ Sunscreen\*


*\* Due to sensitive allergies, Department of Health regulations no longer permit us to provide sunscreen or bug spray to campers.*

## SPECIAL NOTES

- We cannot be held responsible for items that are lost or damaged while at camp. Please make sure your child's name is on all items sent to camp.
- Camp Eagle Hill colors are red and white. For special events, we often ask our campers to dress in red and white. We therefore ask you to include some clothes with our camp colors in mind.
- For those campers who will be in camp on August 1st and 2nd, please bring 2 nice outfits for our end of summer prom and banquet nights.



# Medical Information



## MANDATORY HEALTH INSURANCE POLICY INFORMATION


*We must have on file your family's medical policy name and account numbers for any visits to doctors, specialists or hospitals. We also need a credit card number on file to be used when doctors, specialists, or hospitals do not take your family's insurance policy.*



**MEDICAL FORMS** (on paper) should be filled out when your child(ren) is/are examined by your family's physician. We are required to have these forms at camp. They can be found in the forms area of your Parent Dashboard in our information platform, **CampSite**. They must be completed and uploaded to your family's **CampSite** dashboard by no later than June 1st! Information pertaining to any medications that you will be sending with your child to camp is to be included on the medical form, as is information allowing you to indicate what medications may be used for your child's care.

We are required by New York State to provide information forms concerning Meningitis. These forms will give you some details on this topic. We provide a required web-based form in your family's **CampSite** profile asking you to confirm that you have received this information. As can be viewed on the face of this form, the act of immunizing your child against this disease is an option that you may already have taken, or may decide to take prior to camp. We suggest, should you have any questions about having your child immunized, that you discuss this issue with your family's physician. We must have this form submitted to us along with our Camp Medical Form (in your family's **CampSite** dashboard) by June 1st.

Our Camp Infirmary is available to your child at all times during his/her stay with us at camp. When a child is not well, or has some type of ailment, a member of our Infirmary Staff will attend to your child's medical care. Occasionally, a camper will stay overnight at our Infirmary to gain proper rest and medical treatment. Usually, campers that stay in the Infirmary overnight, return to their groups and the program of camp the morning after their overnight stay. When a child stays in the Infirmary overnight, it is camp policy to inform parents by telephone as to their child's physical condition. Where the camp Medical Staff feels that a particular camper should be seen by the camp's Doctor off the grounds of camp, a second phone call to parents is made to alert parents of the Doctor's thoughts and possible call for use of medication. In the rare event that a camper is seen at one of the two nearby Hospital Emergency Rooms, an immediate call to parents is made by the camp. If you would like communications with your family regarding your child's health to be other than what is stated above, we ask that you please note your needs on our CAMPER MEDICAL FORM. Should you have any questions, please feel free to call us at our camp office.



# Communications

## CAMP OFFICE

If you need to contact us during the summer, please call our camp office at (518)-537-4000 or email us at [office@campeaglehill.com](mailto:office@campeaglehill.com). Our camp office will be open from 7:45 a.m. to 5:00 p.m. from Monday–Saturday. On Sundays, our camp office will be open from 8:45 a.m. to 5:00 p.m. Should you need to reach us beyond office hours, please leave us a voice message and we will get back to you shortly.

## PARENT NOTIFICATIONS

Throughout the summer we may be providing you with notification of changes that we need to make you aware of, or details that are of some importance to our camp families. We will be doing this by way of e-mails. We ask that you be sure that we have a current e-mail address on file for at least one parent/guardian.

## MAIL/SENDING PACKAGES

Our campers may write letters home from time to time. When responding, please use the following addresses:

<i>(For Letters)</i>	<i>(for Packages for any carrier other than the United States Post Office)</i>
Camper Name	Camper Name
Camp Eagle Hill	Camp Eagle Hill
PO Box 12	232 White Oak Road
Elizaville, NY 12523	Elizaville, NY 12523

## TELEPHONE

Incoming calls directly to your child are not permitted except in the event of an emergency. Campers may bring a cell phone to camp for outgoing calls. All cell phones will be kept in the camp office.

The first calling date for campers (those with cell phones) will be on Wednesday, July 3rd. The last date for cell phone calls will be on Wednesday, July 31st. Between these two dates, cell phone calls will take place on Wednesdays, July 10th, 17th and 24th. Cell phone calls **will be from 6:45 - 7:15 p.m.**

**If your child does not have a cell phone at camp**, please e-mail our camp office ([office@campeaglehill.com](mailto:office@campeaglehill.com)) to make an appointment to speak with your child. These appointments can be scheduled on a once per week basis for phone calls **to parents only**. These calls can be scheduled to be made between 6:30 and 7:30 p.m. In addition, camp phones will be made available for special occasions (i.e. birthdays).

## E-MAILS

Once again, will be distributing e-mails to our campers after lunch. In order to send e-mails into camp, you will need to sign up with a company called **Bunk1.com** - information on working with Bunk1.com can be found on the camp forms page of our website in the Current Families section.

## PHOTOS ON OUR WEBSITE

We will be posting pictures throughout the camp season on **Bunk1.com**. (you can find a link to this site on the Forms page of our website). Please note that we will try to take as many pictures as we can of each child, but it may not be possible to photograph all of our campers every camp day.

***Camp Eagle Hill does not authorize the use of photos or videos of campers or staff on the internet by campers, staff, or their families.***

## PACKAGES & SENDING SNACKS TO CAMP

In an effort to promote higher camp health and hygiene standards, we do not allow certain items into our campers' buildings. This includes all **food and snacks, gum, soups** and **soda**. If you would like to send a package to camp, we ask that you limit the contents of the package to things other than food. (i.e.: magazines, games, or clothing articles) We also ask that you not send any glass items or glass bottles to camp.


*Your cooperation is appreciated!*



## LICE POLICY

**HEAD LICE:** We ask that you please have your child inspected for the presence of head lice immediately before camp begins (or your child's stay with us at camp). If your child has head lice or has been exposed to someone with head lice prior to arriving at camp, we ask that you please have your child checked and treated.

This season, should your child come to camp with a case of head lice, an outside professional lice treatment service will be treating each individual case of nits and/or live lice at a cost of \$150 per camper. It is therefore very important that your child's hair be inspected before they arrive at camp. Naturally, should your child be found to have a case of lice after arrival at camp, we will provide your child with the kind of concern and care that a child in this situation deserves. We will inform you of this issue should it arise at camp, and we will need to charge a credit card for the cost involved soon after this service is provided.





# Electronics



## ELECTRONICS at CAMP

We have all become accustomed to the luxuries that technology offers us. Since many of these gadgets offer comfort at camp, we want campers to be able to enjoy them while at camp too. However, in order for us to accommodate these items at camp, we need your full cooperation regarding the following rules and guidelines:

1. We will not be responsible for loss or damage of any personal items. If this is of concern, then please do not send them to camp.
2. Laptop Computers, iPads or other tablets are **NOT** permitted at camp.
3. iPods are for use in the bunk only. They may not be used elsewhere, unless it is being used with a particular activity and with the permission of the camp administration. For example, campers may find it handy to have an ipod at a guitar lesson, but may not bring an iPod to the pool for free swim. iPods may be used to listen to music **ONLY** and may not be used to play movies, games, etc.
4. iPods and Digital Cameras cannot be used in any inappropriate or malicious way!
5. All cell phones will be stored in our camp office. Campers must have a camera and/or music player that is separate from a phone. Phones will not be made available to be used as cameras or music devices.

We are making a strong effort to provide campers with the most comfortable environment at camp. We trust that these rules will be followed by everyone. We appreciate your understanding and cooperation.





# Miscellaneous Stuff

## CAMPER PROFILE FORMS

Camper Profile Forms (part of the electronically submitted forms) give us information that we should have to help us work most effectively with your child(ren). These forms are reviewed only by camp directors and only the relevant information will be shared with your child(ren)'s counselors. Even if your child is returning to camp, he or she may have counselors that do not know him/her. We ask that you complete this form thoroughly and completely, regardless of your child(ren)'s age or previous years at camp.

## BIRTHDAYS

We celebrate birthdays with announcements, group songs, and a birthday cake. Campers are also allowed to have an extra phone call home on their birthday.

## ACTIVITY PERMISSION FORM

An Activity Permission Form is required for Day Trips and certain camp activities, to provide us with the permission to have your child participate in these types of activities. We must have this form on file for each camper prior to the start of the summer.

This form will be submitted using your family's **CampSite** Parent Dashboard.



**Eagle Hill DayTrips - IMPORTANT NOTE:** We will only be taking single day trips this camp season. We expect to get back to longer trips during future summers.

All of our campers will travel on one day trips during camp this season to places in the area local to camp. Over the years our campers have traveled to local state parks, water parks, minor league baseball games, historic sites, farms, summer theatre productions and many more cultural or fun-based attractions. All trips are chaperoned by both adult and counselor staff members with campers traveling in comfortable and safe, camp owned, leased, or contracted vehicles.

**Spending Money - IMPORTANT NOTE:**

We cover the cost of all trips from camp, all entrance fees or other costs associated with activities or events that are a part of camp trips.

**Spending Money** provided to your child in advance of their stay at camp will cover any souvenirs or refreshments that your child might buy when participating in our camp trips.

For this season, you can provide your child with Spending Money prior to the start of camp. We will collect this money in the late Spring. We will e-mail information to you to let you know how we will go about doing this. Once deposited with us, this Spending Money will be distributed to your child at the outset of their trip day from camp. For this camp season, we will ask that you send to camp the following amount of money for each camper:

**FOR SESSION A:           \$60**  
**FOR SESSION B:           \$40**  
**FOR SESSION C1 or C2: \$20**





# Talking to Your Kids About Camp

## TIPS FOR SENDING A CHILD TO CAMP

Sending your child to camp for the summer is a huge milestone and a great investment in your child's development and future. Although camp is certainly about having fun and making friends, it is also about exploring one's independence and becoming part of a community that is supportive and positive. Here are some helpful hints for getting both new and returning campers emotionally prepared for camp.

### TALK OPENLY

If your child shows signs of apprehension or concern about going to camp, encourage them to talk with you about their specific concerns. Assure them that these feelings are completely normal and that most campers feel this way the first time they go off to camp. Encourage them about their decision to go to camp and share with them how proud you are of this decision. Invite your child to contact the camp office (via phone or e-mail) and talk with us about their concerns. There is a lot we can do to help!

### DON'T SAY "JUST TRY IT"

Please DO NOT use a "just try it" or a "you can always come home early" attitude or approach with your child. If your child is homesick, we will support you and your child every step of the way. We will work together to help both you and your child through homesickness. We will make decisions together! Although it may seem to help to offer the "just try it" approach at home, you are setting your child up for a harder road at camp. Please help us to help you by not making these kinds of promises.

### KEEP IT ALL THE SAME

Reassuring your camper that home will be just as they left it when they return from camp can be a very helpful tool. Campers are usually worried about the simple things, like their room and favorite possessions, the family pet and naturally, Mom and Dad. Make sure they know that home will always be there. If for any reason such a promise cannot be kept, please notify us at camp. We can be helpful with this.

### KEEP US INFORMED

Please TALK TO US at camp. Any information about your child and/or anything that has happened this year at home is invaluable information. Things that could fall into this category are changes in your family (illness or death of a loved one, divorce, moving, poor grades, or social problems). The more we know, the more helpful we can be. We understand and respect that such information is personal in nature and we therefore treat it with great care and concern.

### KEEP GOOD-BYES BRIEF

When you leave your child at the bus pickup or at camp on Opening Day of your child's session with us, please make your good-bye brief and positive. A strong hug, big kiss and a quick "I love you and I am proud of you" is our best suggestion. Linger as you depart or emotional good-byes will be emotionally upsetting to your child. We know that this may be difficult, but after years of experience watching this, we can safely say that a brief good-bye is a better way to have your child start camp.





#### WE ARE AVAILABLE TO HELP YOU

We would like once again to thank you for your commitment to Eagle Hill for the upcoming summer. We will do everything that we can to give your child/children an exciting, challenging, fun-filled, and safe camp experience. Should there be a need to share information with us concerning your child's stay with us at camp, to have something explained or clarified, or alert us as to some dates or a time when you will be away from home during the summer, we would be happy to hear from you and help you and your family in whatever way we can. Please feel free to give us a call in our camp office, or e-mail us at any time prior to, or during the summer.

[www.campeaglehill.com](http://www.campeaglehill.com) | [summer@campeaglehill.com](mailto:summer@campeaglehill.com)

Summer 518-537-4000 | Winter 914-725-4876